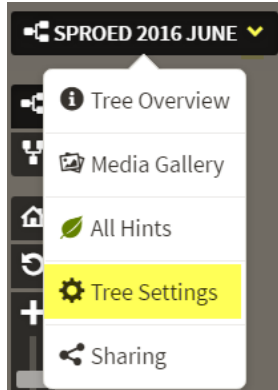


How to invite someone to your tree on Ancestry


Sign into your account on Ancestry – then hover over the **DNA** and choose **Your DNA Results Summary**



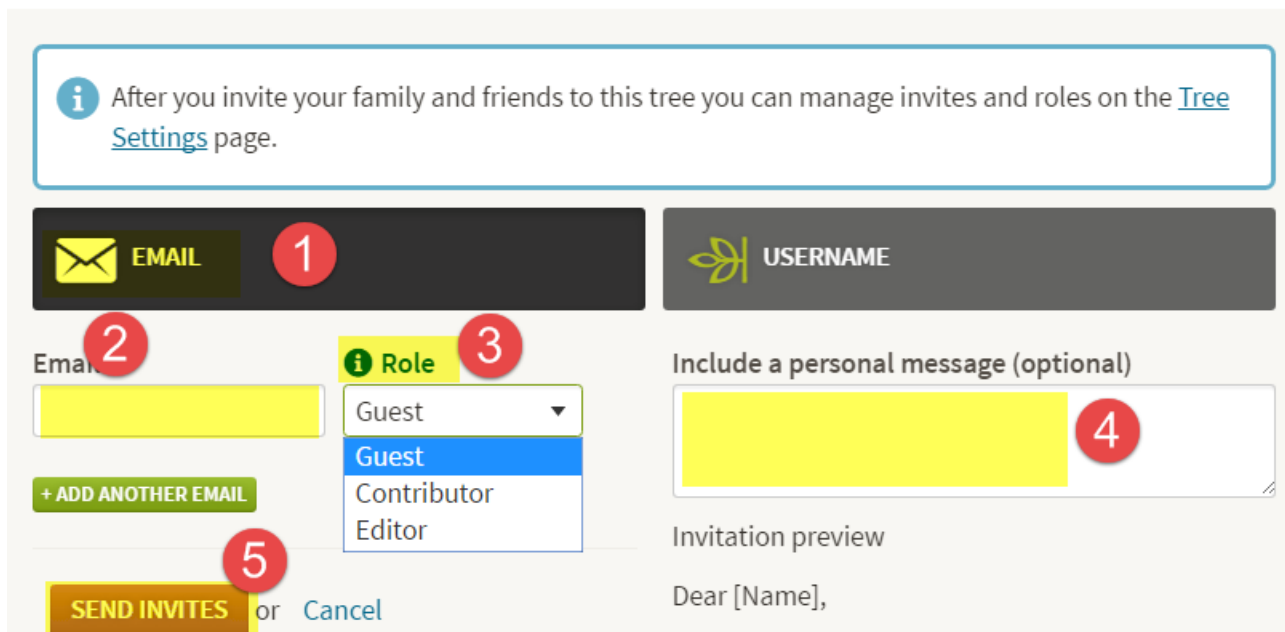
Click on the **Gear Icon** for **TREE SETTINGS**



Switch to the **Sharing tab** and choose the **INVITE PEOPLE**



Enter an email address and choose if you want them to be a Guest, Contributor or Editor – **Send Invitation**
Invite to Sproed 2016 June



A guest can simply look at the tree – this will be what most invitations will be listed as

An editor can add documents to your tree, or enter notes

You may change the roles at any time.